



Grammar File

Unit	Contents	Page
1	Personal pronouns and possessive determiners	2
	Present simple: <i>to be</i>	3
2	Possessive case	4
	Present simple: <i>have got</i>	5
	Indefinite and definite articles	6
3	Present simple: <i>there + to be</i>	7
	Plurals (regular and irregular)	8
4	Adjectives	9
	Possessive pronouns / <i>Whose</i>	10
	Present continuous	11
5	Present simple	12
	Question words	13
	Adverbs of frequency / <i>Some, any</i>	14
6	Personal pronouns (subject and object)	15
	Connectors: <i>and, but, or, because, so</i>	16

Personal pronouns (Pronomes pessoais)

Singular	Plural
I – eu you – tu he – ele she – ela it – ele / ela	we – nós you – vós they – eles / elas
Shakespeare = he	Romeo and Juliet = they

O pronome pessoal **I** (eu) escreve-se sempre com letra maiúscula.

*This is Ben and **I**'m Vera.* (Este é o Ben e eu sou a Vera.)

O pronome pessoal **it** (ele ou ela) refere-se sempre a um objeto ou animal.

*Look! **It** is a big bear.* (Olha! É um urso grande.)

Nota: Com animais de estimação utilizamos, normalmente, *he* ou *she*.

O pronome pessoal **they** (eles ou elas) refere-se a pessoas, objetos ou animais.

*The dogs are playing in the garden. **They** are having fun.*

(Os cães estão a brincar no jardim. **Eles** estão a divertir-se.)



- Replace the words in bold by the correct **personal pronoun**.

1. **Rui Vinhas** is a road racing cyclist. _____
2. **His** jersey is yellow. _____
3. **Kevin and I** are his fans. _____
4. **The bikes** are blue. _____
5. **Tom and Kim** are watching the cycling race. _____



Possessive determiners (Determinantes possessivos)

Singular	Plural
my meu(s), minha(s)	our nosso(s), nossa(s)
your teu(s), tua(s)	your vosso(s), vossa(s)
his, her, its seu(s), sua(s) – dele / dela	their seu(s), sua(s) – deles / delas

It is **my** CD. (É o meu CD.)

Our favourite singer is Aurea. (A nossa cantora favorita é a Aurea.)



- Circle the correct **possessive determiner**.

1. This is Ann. **His** / **Her** favourite singer is Shakira.
2. John loves music. **His** / **Her** favourite band is Queen.
3. We like going to concerts, but **our** / **their** friends prefer going to the cinema.



Present simple: **to be** (ser ou estar)

😊 Affirmative (Afirmativa)		😞 Negative (Negativa)	
	Full forms	Short forms	
Singular	I am	I'm	Singular
	You are	You're	
	He is	He's	
	She is	She's	
	It is	It's	
Plural	We are	We're	Plural
	You are	You're	
	They are	They're	

Em inglês, usa-se o verbo *to be* para dizer o nome, a idade, a nacionalidade, o número de telefone, a morada, etc.

*This **is** Carol.* (Esta é a Carol.)

*We **are** Portuguese.* (Nós **somos** portugueses.)

Nas frases **negativas**, acrescenta-se **not (n't)** a seguir ao verbo *to be*.

*David **isn't** British. He **isn't** American.*

(O David é britânico. Ele **não** é americano.)

I'm ten years old.
Eu tenho dez anos.



Interrogative and short answers (Interrogativa e respostas curtas)

😊 Interrogative	😊 Affirmative	😞 Negative
Am I...?	I am.	I'm not.
Are you...?	you are.	you aren't.
Is he...?	he is.	he isn't.
Is she...?	she is.	she isn't.
Is it...?	it is.	it isn't.
Are we...?	we are.	we aren't.
Are you...?	you are.	you aren't.
Are they...?	they are.	they aren't.

Nas frases **interrogativas**, com o verbo *to be*, coloca-se o verbo antes do sujeito.

***Are** you English? (Tu és inglês?); **Is** he French? (Ele é francês?)*



• Complete the sentences with the verb **to be**.

- Ann _____ American.
- Her friends _____ ten.
- _____ you from Scotland? – No, I _____.
- This _____ my new book.

Possessive case (Caso possessivo)

O caso possessivo é usado para indicar:

- posse (*my brother's ball* – a bola do meu irmão);
- uma relação próxima (*Daniel's father* – o pai do Daniel).

Nome no singular + 's

My sister's bike

(A bicicleta da minha irmã)

Nome próprio + 's

Lewis's wife

(A esposa do Lewis)

Sue and Mark's mother

(A mãe da Sue e do Mark)

Plurais regulares: nome + 's


My sisters' bike

(A bicicleta das minhas irmãs)

Plurais irregulares: nome + 's

The children's grandma

(A avó das crianças)



NOTA!

Usamos geralmente
... **of** ... com coisas ou lugares:

the end of the story
(o fim da história);

the capital of England
(a capital de Inglaterra).



- Complete the sentences with **possessive forms**.



1. James is _____ brother. (Tom)
2. _____ little brother is six years old. (James)
3. Anne is _____ sister. (Joe)
4. The _____ grandad is called Mr Pye. (children)
5. The _____ names are Sue and Cindy. (twins)
6. _____ parents are very friendly. (Ben)
7. This is the _____ the exercise. (end)



Present simple: *have got* (ter, possuir)

😊 Affirmative (Afirmativa)				😞 Negative (Negativa)			
Full forms		Short forms		Full forms		Short forms	
I	have got	I	've got	I	have not got	I	haven't got
You		You		You		You	
He	has got	He	's got	He	has not got	He	hasn't got
She		She		She		She	
It		It		It		It	
We	have got	We	've got	We	have not got	We	haven't got
You		You		You		You	
They		They		They		They	

😊 Interrogative (Interrogativa)			Short answers (Respostas curtas)	
Have	I / you		Yes, I / you have.	No, I / you haven't.
Has	he / she / it	got...?	Yes, he / she / it has.	No, he / she / it hasn't.
Have	we / you / they		Yes, we / you / they have.	No, we / you / they haven't.

1. Write affirmative (✓) or negative (✗) sentences about Carol's family.

- a) ✓ She / a lovely family _____
- b) ✓ Her parents / three children _____
- c) ✗ Carol / a baby brother _____
- d) ✗ They / a Dalmatian dog _____





2. Ask and answer with short answers.

- a) _____ the kids _____ a laptop? – Yes, _____.
- b) _____ they _____ a camera? – No, _____.
- c) _____ Jane _____ a mobile phone? – Yes, _____.



Indefinite article (Artigo indefinido)

a (um / uma)	an (um / uma)
<p>They've got a car. (Eles têm um carro.)</p>  <p>Usamos a antes de nomes começados por uma consoante (a son – um filho), h aspirado – lê-se o h – (a house – uma casa) ou u com o som /ju/ (a uniform – um uniforme).</p>	<p>She's got an umbrella. (Ela tem um guarda chuva.)</p>  <p>Usamos an antes de nomes começados por uma vogal (an eagle – uma águia) ou por h mudo – que não se lê – (an hour – uma hora).</p>

O artigo indefinido **a/an** só se usa no **singular**:

There's **a** teacher in the picture. (Há **uma** professora na imagem.)

Definite article (Artigo definido)

the (o, a, os, as)

Este artigo pode ser usado no **plural** e no **singular**:
The teacher and **the** kids are in **the** playground.
(A professora e **as** crianças estão **no** recreio.)

Não usamos o artigo definido **the**:

- antes dos nomes de pessoas, desportos, cidades e países – exceções: *the United Kingdom, the United States of America*
- quando falamos em geral:
I like sport. (Eu gosto de desporto.)



- Complete the dialogue with: **a, an, the** or **×** (no article).

A: Is your mother (1) _____ doctor?
B: Yes, she works in (2) _____ hospital,
 in (3) _____ local hospital.
A: Is your father (4) _____ English teacher?
B: No, he's (5) _____ maths teacher.
A: Are you from (6) _____ Canada?
B: No, I'm from (7) _____ USA, but I live in
 (8) _____ Dublin, (9) _____ capital of Ireland.





Present simple: there + to be (haver, existir)

There's a bird in the tree.

(Há um pássaro na árvore.)

There are some trees in the garden.

(Há algumas árvores no jardim.)



	😊 Affirmative	😞 Negative	😬 Interrogative
Singular	There's = There is (Há / Existe)	There isn't = There is not (Não há / Não existe)	Is there...? (Há / Existe...?)
Plural	There are (Há / Existem)	There aren't = There are not (Não há / Não existem)	Are there...? (Há / Existem...?)
Yes/No answers	<i>Is there...?</i> <i>Are there...?</i>	<i>Yes, there is. / No, there isn't.</i> <i>Yes, there are. / No there aren't.</i>	

'There + to be' só tem duas formas: 'there is' para o singular e 'there are' para o plural. Não há forma contraída para 'there are'.



1. Look at this house in the shape of a boot. Fill in the gaps with:

• *There's* • *There isn't* • *There are* • *There aren't*

- a) _____ two steps.
- b) _____ a yellow window.
- c) _____ a letterbox.
- d) _____ two balconies.



2. Ask and answer. Follow the example.

Are there any curtains? – Yes, there are.

- a) _____ a chimney? – _____
- b) _____ a brown roof? – _____
- c) _____ any flowerbeds? – _____



© PEARL EDUCATION

Plural of nouns (Plural dos nomes)

- **Regra geral:** acrescenta-se **s**.
brother – brothers; sister – sisters
- Nomes terminados em **-s, -ss, -sh, -ch, -x**: acrescenta-se **es**.
bus – buses; glass – glasses;
watch – watches; box – boxes
- Nomes terminados em **vogal + y**: acrescenta-se **s**.
boy – boys
- Nomes terminados em **consoante + y**: muda-se o **y** para **i** e acrescenta-se **es**.
family – families
- Alguns nomes terminados em **-f** ou **-fe**: muda-se o **f** para **v** e acrescenta-se **es**.
leaf – leaves; wife – wives
(mas *roof – roofs*)

Irregular plurals

(Plurais irregulares)

child – **children** (crianças, filhos)

man – **men** (homens)

woman – **women** (mulheres)

foot – **feet** (pés)

tooth – **teeth** (dentes)

mouse – **mice** (ratos)

person – **people** (pessoas)



- Look at the pictures. Write the **plurals**.



1. box



2. present



3. glass



4. child



5. tooth



6. man



7. puppy



8. brush



Adjectives (Adjetivos)

Os **adjetivos** descrevem ou dão informação sobre os nomes.

Inside Out is an **American** film.
(Divertida-Mente é um filme **americano**.)



Forma	Posição na frase
<p>A forma dos adjetivos não muda, é igual para:</p> <ul style="list-style-type: none"> o masculino e feminino <i>He's a tall boy.</i> (Ele é um rapaz alto.) <i>She's a tall girl.</i> (Ela é uma rapariga alta.) o singular e plural <i>She's a pretty girl.</i> (Ela é uma rapariga bonita.) <i>They're pretty girls.</i> (Elas são umas raparigas bonitas.) 	<p>Os adjetivos colocam-se:</p> <ul style="list-style-type: none"> antes do nome <i>She's got red hair.</i> (Ela tem cabelo ruivo.) depois do verbo <i>to be</i> <i>Her hair is red.</i> (O cabelo dela é ruivo.) depois dos verbos <i>look, feel, smell e taste</i> <i>They look/feel happy.</i> (Eles parecem/sentem-se felizes.) <i>This soap smells good.</i> (Este sabonete cheira bem.) <i>This cake tastes bad.</i> (Este bolo sabe mal.)



• **Put the words in the right order.**

1. Riley Andersen / girl / is / a / lovely / .

2. She / hair / blonde / has got / straight / .

3. Her / big / are / eyes / blue / and / .

4. She / kind / looks / and / friendly / .

5. She / jacket / a / yellow / is wearing / .



Possessive pronouns (Pronomes possessivos)




Whose scarf is this?
Is it **yours**?
(De quem é este cachecol?
É teu?)

No, it isn't. **Mine** is blue.
(Não, não é. O meu é azul.)

Singular		Plural	
mine	meu(s), minha(s)	ours	nosso(s), nossa(s)
yours	teu(s), tua(s)	yours	vosso(s), vossa(s)
his	seu(s), sua(s) – dele	theirs	seu(s), sua(s) – deles ou delas
hers	seu(s), sua(s) – dela		

NOTA!
O **determinante possessivo** (*my, your...*) é sempre usado antes de um nome e o **pronome possessivo** (*mine, yours...*) substitui o nome.
It's my belt. It's mine. (É o meu cinto. É meu.)

- Complete the conversation with these words:
• *my* • *mine* • *yours* • *his*



Whose sunglasses are these?
Are they (1) _____?

No, they aren't
(2) _____.
I think they're
Paul's.

Where are
(5) _____ sunglasses?

Are they (6) _____?

No, they aren't (3) _____.
(4) _____ sunglasses
are black.

Yes, they're
(7) _____. Thanks.

Present continuous

O **present continuous** é formado com o presente do indicativo do verbo *to be* e o gerúndio (verbo + *-ing*) do verbo principal.

I am reading a book. (Eu estou a ler um livro.)

😊 Affirmative (Afirmativa)			😞 Negative (Negativa)		
I am	(I'm)	reading.	Eu estou a ler.	I am not	(I'm not) reading.
You are	(You're)	painting.	Tu estás a pintar.	You are not	(aren't)
He is	(He's)	talking.	Ele está a falar.	He is not	(isn't)
She is	(She's)	writing.	Ela está a escrever.	She is not	(isn't) writing.
It is	(It's)	raining.	Está a chover.	It is not	(isn't)
We are	(We're)	dancing.	Nós estamos a dançar.	We are not	(aren't)
You are	(You're)	studying.	Vós estais a estudar.	You are not	(aren't)
They are	(They're)	running.	Eles/Elas estão a correr.	They are not	(aren't) running.

😏 Interrogative (Interrogativa)		Short answers (Respostas curtas)	
		Affirmative	Negative
Am I	reading?	I am.	I'm not.
Are you		you are.	you aren't.
Is he		he is.	he isn't.
Is she	writing?	she is.	she isn't.
Is it		it is.	it isn't.
Are we		we are.	we aren't.
Are you		you are.	you aren't.
Are they	running?	they are.	they aren't.

Are you drawing?
(Estás a desenhar?)

No, I'm not.
(Não, não estou.)

Uso:

Ações que estão a decorrer no momento. Usamos, muitas vezes, estas **expressões de tempo**: **now** (agora), **at the moment** (neste momento), **today** (hoje).



- Complete the dialogue with the **present continuous**.



- A:** Dave? (1) _____ you _____ TV? (watch)
- B:** No, I'm not.
- A:** What (2) _____ you _____? (do)
- B:** I (3) _____ English. (study)
- A:** (4) _____ your sister _____ her bed? (make)
- B:** No, she (5) _____. She (6) _____ on her phone. (talk)



Present simple (Presente do indicativo)

Usos:

- Para falar de situações permanentes, hábitos ou rotinas
*I **live** in Coimbra. (Eu vivo em Coimbra.)*
*He always **gets up** at 8 o'clock. (Ele levanta-se sempre às 8 horas.)*
- Para exprimir gostos / preferências
*Andrew **loves** animals. (O Andrew adora animais.)*



😊 Affirmative		😞 Negative		😬 Interrogative	
I	play	I	don't play	Do	I you play... ?
You		You			
He	plays	He	doesn't play	Does	he she it play... ?
She		She			
It		It			
We	play	We	don't play	Do	we you they play... ?
You		You			
They		They			

😊 Afirmativa – Terceira pessoa do singular: *he, she, it*

Regra geral	Verbo + -s
Verbos terminados em:	Verbo + -es
o	do – does
s	miss – misses
x	mix – mixes
ch	watch – watches
sh	wash – washes
Verbos terminados em:	Verbo + -s
vogal + y	play – plays
Verbos terminados em:	y → ies
consoante + y	study – studies

- ✉ • Complete the sentences with the **present simple** of the verbs in brackets.

1. I _____ (not/go) to bed late because I _____ (play) basketball in my school team.
2. My mother never _____ (miss) our games.
3. My brother _____ (not/like) team sports, but he _____ (love) swimming.
4. _____ he _____ (watch) sports on TV?





Question words (Pronomes interrogativos)

Who (quem)	Who is she? (Quem é ela?)
What (o que, que)	What class are you in? (Em que turma estás?)
When (quando)	When is your birthday? (Quando é o teu aniversário?)
Where (onde)	Where do you live? (Onde moras?)
Whose (de quem)	Whose book is this? (De quem é este livro?)
Why (por que)	Why are you late? (Por que estás atrasado/a?)
Which (qual, quais)	Which colour do you prefer, black or white? (Qual cor preferes, preto ou branco?)
How (como)	How do you go to school? (Como é que vais para a escola?)
How old (quantos anos)	How old are you? (Quantos anos tens?)
How many (quantos/quantas)	How many brothers have you got? (Quantos irmãos tens?)



1. Write a **question word** for the following answers.


- _____ ? – By bus.
- _____ ? – New York.
- _____ ? – On 18th March.
- _____ ? – Because I'm happy.
- _____ ? – The English teacher.



2. Complete the sentences with the words below. Then match the questions and the answers.

• **When** • **Who** • **Where** • **Which**

- _____ is Adele?
 - _____ is she from?
 - _____ is her birthday?
 - _____ is her favourite colour, purple or green?
- Green.
 - It's on 5th May.
 - She is a famous singer.
 - She is from Tottenham, London, England.



Adverbs of frequency (Advérbios de frequência)

- Os advérbios de frequência usam-se normalmente antes dos verbos.

*My sister **usually watches** cartoons in the afternoon.*

(A minha irmã **normalmente vê** desenhos animados à tarde.)

- Depois do verbo *to be*.

*Red **is always** angry.*

(O Red **está sempre** zangado.)



- Insert the **adverb of frequency** into the correct place.

1. I walk my dog after dinner. (**usually**)

2. She listens to the radio in the morning. (**always**)

3. He is tired after school. (**sometimes**)

Some / Any

Some e **any** indicam quantidades indefinidas.

- Some** utiliza-se nas frases afirmativas.

*There are **some** oranges on the table.*

Há **algumas** laranjas em cima da mesa.

*There is **some** cheese in the fridge.*

Há (**algum**) queijo no frigorífico.

- Any** utiliza-se nas frases interrogativas e negativas.

*Are there **any** eggs? Há (**alguns**) ovos?*

*There isn't **any** sugar. Não há (**nenhum**) açúcar.*



- Kate and her mother are making a cake. Write **some** or **any**.

We'll need
(1) _____ eggs.

We haven't got
(3) _____ chocolate.

Is there
(2) _____ butter?

Is there
(4) _____ sugar?

Personal pronouns (Pronomes pessoais)

	Subject	Object	Complemento
Singular	I	me	me, mim, comigo
	you	you	te, ti, contigo
	he	him	o, ele, lhe
	she	her	a, ela, lhe
	it	it	o, a, ele, ela, lhe (coisa/animal)
Plural	we	us	nós, nos, conosco
	you	you	vós, vos, convosco
	they	them	os, as, eles, elas, lhes



*She's taking a selfie.
Look at **her**.*
(Ela está a tirar uma selfie.
Olha/Olhem para ela.)

Usos:

- Os pronomes pessoais com função de sujeito (*I, you...*) colocam-se antes do verbo:

He loves films. (Ele adora filmes.)

- Os pronomes pessoais com função de complemento (*me, you...*) colocam-se depois de um verbo ou de uma preposição:

Give me the DVD. / Give the DVD to me. (Dá-me o DVD.)



Complete the sentences with the correct **object pronouns**.

- She is a good actress. I like _____.
- We're going to the cinema. Come with _____.
- My favourite film is *The Secret Life of Pets*. I love _____.
- My favourite pets are dogs. I really like _____.
- Kevin Hart is in the film. Do you know _____?
- I'm talking to _____. Please, listen to _____.



Emma Watson



Connectors (Conectores)

Os **conectores** servem para ligar frases, expressões ou palavras.

He plays basketball **and** football.
(Ele joga basquetebol e futebol.)



I can play the flute, **but** I can't play the guitar.
(Eu sei tocar flauta, mas não sei tocar guitarra.)



Which do you prefer, reading books **or** magazines?
(O que preferes, ler livros ou revistas?)



They love dancing **because** it's fun.
(Eles adoram dançar porque é divertido.)



Estes **conectores** servem para:

- and** (e) – acrescentar ideias;
- but** (mas) – contrastar ideias;
- or** (ou) – sugerir alternativa;
- because** (porque) – exprimir razão;
- so** (por isso, portanto) – exprimir resultado ou decisão.



It's sunny today, **so** we can go cycling.
(Hoje está sol, por isso podemos andar de bicicleta.)



Join the sentences as in the example.

I like talking on the phone. I like texting. (and)

I like talking on the phone and texting.

1. She loves listening to music. She hates singing. (but)

2. We can go to the park. We can go to the beach. (or)

3. Jane enjoys running. It's good exercise. (because)

4. Tomorrow is Saturday. We can go out together. (so)

5. We like listening to songs in class. It's a good way to learn. (because)
